

# To Text Converter 1.0

## User Guide



Tension Software - We Make Software for Mac - Pomola.com

To Text Converter © 2011 Tension Software all rights reserved

Every effort has been made to ensure that the information in this manual is accurate.

Tension Software is not responsible for printing or clerical errors.

Other company and product names mentioned herein are trademarks of their respective companies.

# Welcome to To Text Converter

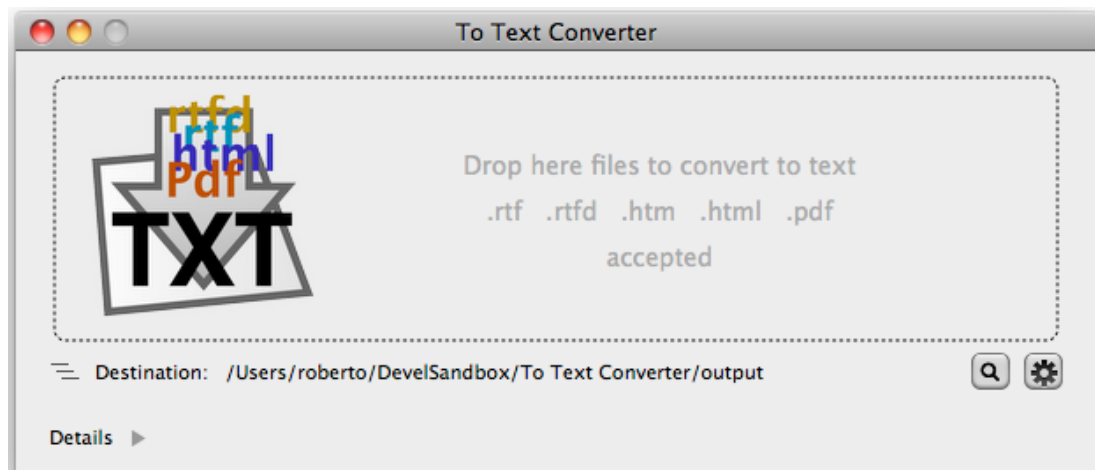
## Convert various file formats to text

To Text Converter is a Cocoa application to transform various format to standard plain TEXT file

It can convert RTF, RTFD, HTM, HTML , PDF files to plain text files.

You just drag and drop a file from the finder on the app window and it will save the converted text file in the specified destination leaving the source unmodified.

It can convert many files in text in a flash using always native Cocoa libraries.



# Getting Started

## Easy of use

- Launch To Text Converter
- Select a RTF file from your HD
- Drag and Drop it on the To Text converter window



The converted TEXT file will be placed near the original file with the same name and extension .txt

# Reference

To Text Converter is a Cocoa application to transform various format to standard plain TEXT file

- RTF (Rich text Format)
- RTFD (Riche Text Format with embedded graphics)
- HTM web page
- HTML web page
- PDF Portable document format invented by Adobe and widely used

## To Text Converter window

To Text Converter is a utility application based on a single window

It works dropping file to process on it's main window

When you close the main 'To Text Converter' window, if no other windows are opened, as example the about box, 'To Text Converter' quits.

## Setup

The only configuration needed by 'To Text Converter' is where you want to save converted files.

Original are alway leaved untouched

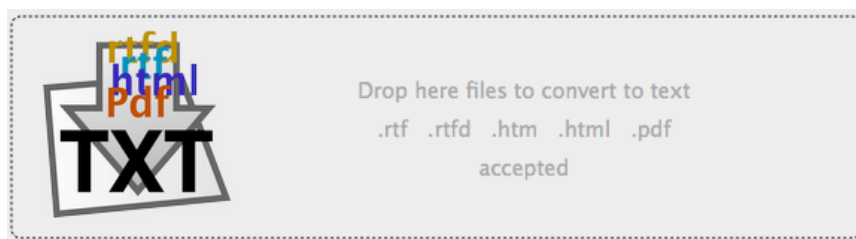
To Text Converter will create a new text file for any file you will drop on its windows

To specify where to save the processed file you can open the preferences using the pref icons in the main window



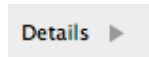
## Processing files

To process files you can simply drag and drop files from the finder to the To Text Converter window, over the 'Drag and Drop' area

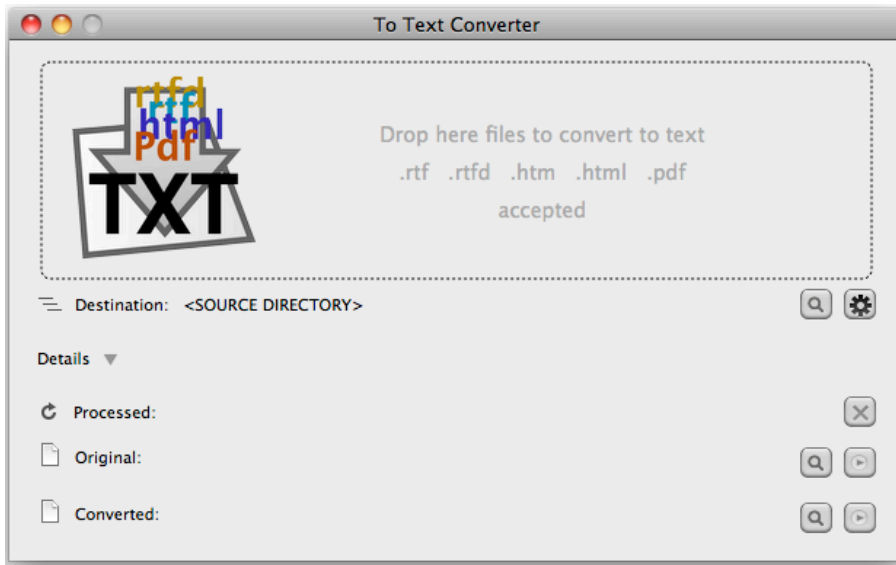


When you drop the files they are immediately processed, converting each one and saving a resulting file on the specified destination

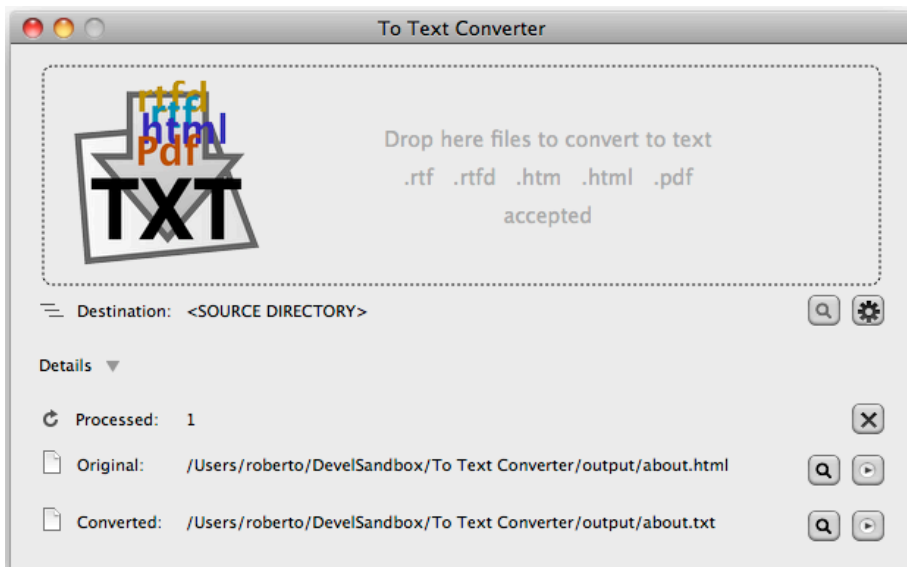
You can show details in the window clicking the disclosure arrow



The application will show the details of the files processed



Dragging a file over the window will show the last processed file and the total amount of processed files



You can reset the counter clicking the reset button



Clicking on the show button will show the file in the finder



Clicking the run button will open the file using the associated app

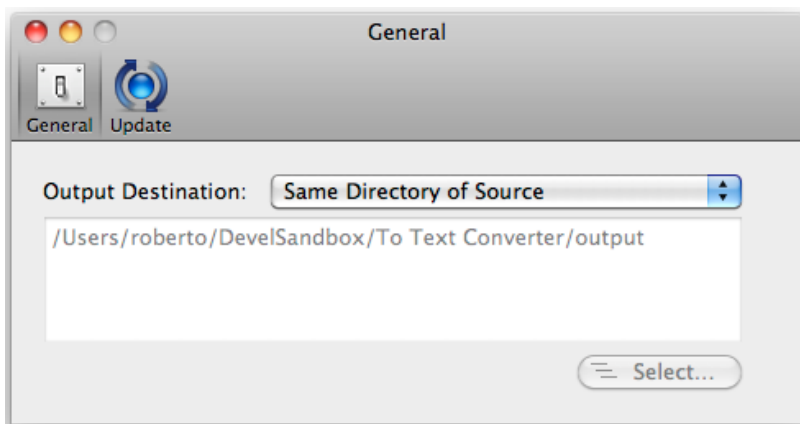


You can drag and drop multiple files from the finder, To Text Converter will process them sequentially saving the converted files according to preferences (in the specified folder or near the original)

## Preferences

### General

General preferences allows you to set up where to save the processed files



You can edit the path or select a folder using the 'Select' button or choose to save the converted file near the original in the same folder.

### Update

**\* Update section is not available in the App Store Release (if you purchased via the App Store, to obtain an update use the App Store Update function)**

To Text Converter can inform you if an update is available.

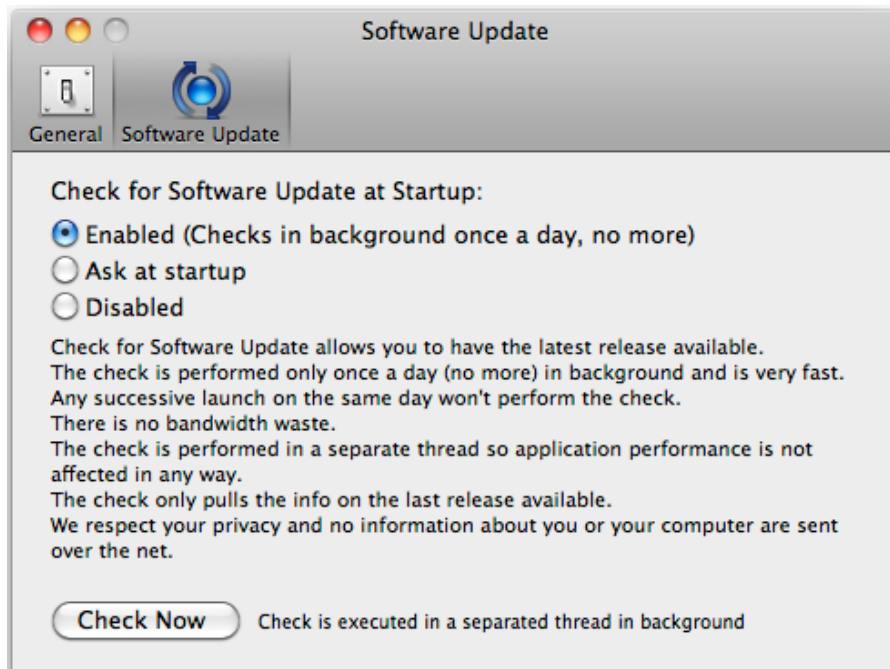
If enabled, the application will check no more than once a day.

'Ask at startup' asks you if you like to have the application check if an update is available when you start the application

'Disabled' avoids any check

When you check if an update is available, the application ping the Tension Software server and receive an answer about the last release available, the application can in that way know if its obsolete or not.

In case the application will ask you if you like to download an upgrade.



If you download the upgrade, you need to install it. A common error is to download an upgrade and install it maintaining the old application somewhere on the hard disk. Then using to open the documents sometime the old application and sometime the new one. This cause some problems\*. To avoid it simply install your application in the place dedicated to it, the Application folder. When you install an update on the standard Application folder, the system will ask if you want to replace the old one with the new, answering yes will install the new one replacing the old.

## Help

To Text Converter provides a standard help menu ...maybe you already found it! Under the help menu use the Visit Pomola.com to access our site a download the very last version of To Text Converter and other software for Mac we make.

### Licensing the program

You can use the command under the Help menu to access our web site From there you can purchase a license to use To Text Converter using one of the payment service we provide. It easy, fast, and secure. Purchasing a license remove all the limitations inside To Text Converter

If you are evaluating to purchase this software, consider that it is realized in Cocoa and in Objective-C, the basis of all the last generation software for mac OS X, and you can expect a long life for any products based on Cocoa. Mac OS X and the Cocoa technology are estimated to have really really long life with continuous improvements (more then the life of Mac OS Classic of around 15 years) because Mac OS X and Cocoa are solid technologies (Mac OS classic was just a toy if confronted with Mac OS X) and new features can be added without problems as the time request them.

This software is Universal Binaries and runs native on both PPC Mac and Intel Mac.

If you decide to purchase a license, thank you for your support. When you see on the net how much quality software there is for Mac and how much software is added every day it is because users support small developers buying software.

## Support

You can also obtain support using the 'Support Email...' command. An email will be prepared using your email client with the correct address to send to. Yes, we answer to your emails.

## To Text Converter is a Commercial Program

You can use our software for a test period of 10 days  
After that you are required to buy a license to be legally authorized to continue to use our software

## Licensing To Text Converter

**\* In case of the App Store release, a license is already included with your App Store purchase and you don't need to buy a license**

You can buy a license to use our software using the 'Buy License' command under the Help menu.

You will open in your browser our license web page on our web site

From there you can buy a license to use To Text Converter using one of the payment service we provide. It easy, fast, and secure and all most important form of payment are accepted.

We carefully selected or international reseller to be sure the buying experience for our customer will be as best as possible and without any problems.

After purchase you will receive from Tension Software a license email containing your full name and a license code

Open the License dialog with the command 'license' under the 'To Text Converter' menu and insert these data in the License dialog. The software will become fully licensed and fully enabled for future use.

Name and license code are remembered by the program and don't need to be re-inserted at successive launch.

In case you move on a new Mac you need to re-insert your name and license

The license is valid for a single Macintosh. You can purchase for two Mac as long as they are not used at the same time, as example a desktop and a laptop used by the same user.

## Consideration about Licensing To Text Converter

**\* In case of the App Store release a license is already included with your App Store purchase and you don't need to buy a license**

If you are evaluating to purchase this software, consider that it is realized using the Cocoa library (the native last generation library on Mac OS X) and in the Objective-C language (the first class language development on Mac OS X)

The two technology are the basis of all the last generation software for Mac OS X, and you can expect a long life for any products based on Cocoa and coded in Objective-C.

Mac OS X and the Cocoa technology are estimated to have a really long life with continuous improvements (more then the life of the now ancient Mac OS Classic which was around 15 years) because Mac OS X and Cocoa are solid technologies (Mac OS classic was just a toy if confronted with Mac OS X) and new features can be added without problems by Apple when they are required.

It was not so easy with previous generation of OS.

In our opinion the Cocoa technology will live and grow for many decades from now, so Cocoa based software are today the best way to go if you have to select software to use.

If you decide to purchase a license, thank you for your support.

When you see on the net how much software there is for Mac and how much software is added every day, it is because users support small developers buying software and because the Macintosh software ecosystem it's really a great place to work due to the incredible success the Macintosh has today and the common feeling of the community (we use the Mac because we love doing things in a smart way).